

Xenon-Emerald Lens F-Mount Series

XENON-EMERALD 2.8/28-S

Many camera manufacturers are using the F-Mount bayonet as the camera/lens interface of their high resolution area and line scan cameras. Schneider-Kreuznach has addressed this topic with the new series of industrial XENON EMERALD lenses. These low distortion lenses with an image circle diameter of 43.2mm are compact, robust, lockable in distance and aperture, designed for close up range or infinity and optimized for a uniform image quality over the whole sensor area. The 400-1000 nm broadband coating makes them suitable for applications in the visible and the near infrared spectrum. The option of alternative mounts like e.g. Canon bayonet or M42 thread makes them even more flexible for a wide range of applications in machine vision, quality control, web inspection and other image processing applications.



XENON-EMERALD 2.8/28

Key Features

- Robust mechanics for rough industrial environment
- Compact design and low weight
- Magnification β' -0.03-(-0.08)
- Focus and iris setting lockable
- High resolution optics 400 - 700 nm (VIS) / 700 - 1000 nm (NIR)
- Constant MTF over the entire image field

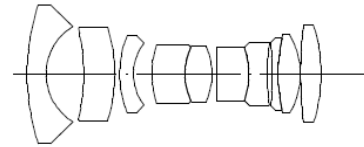
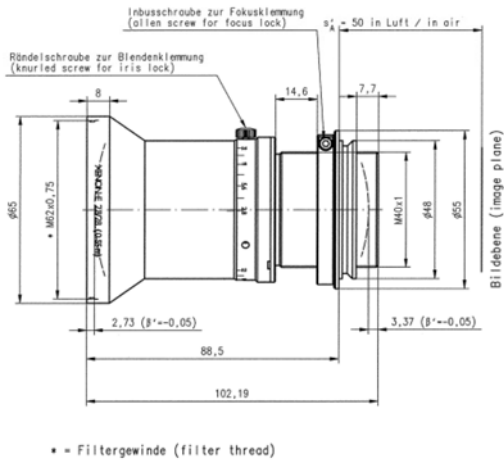
Applications

- Machine vision and other imaging applications
- Quality control
- Web inspection
- Surface inspection
- Line scan applications

Technical Specifications

F-number	2.8
Focal length	28.8 mm
Image circle	43.2 mm
Transmission	400 - 1000 nm
Interface	F-Mount
Weight	523 gr.
Option	Other interface on request

XENON-EMERALD 2.8/28-S



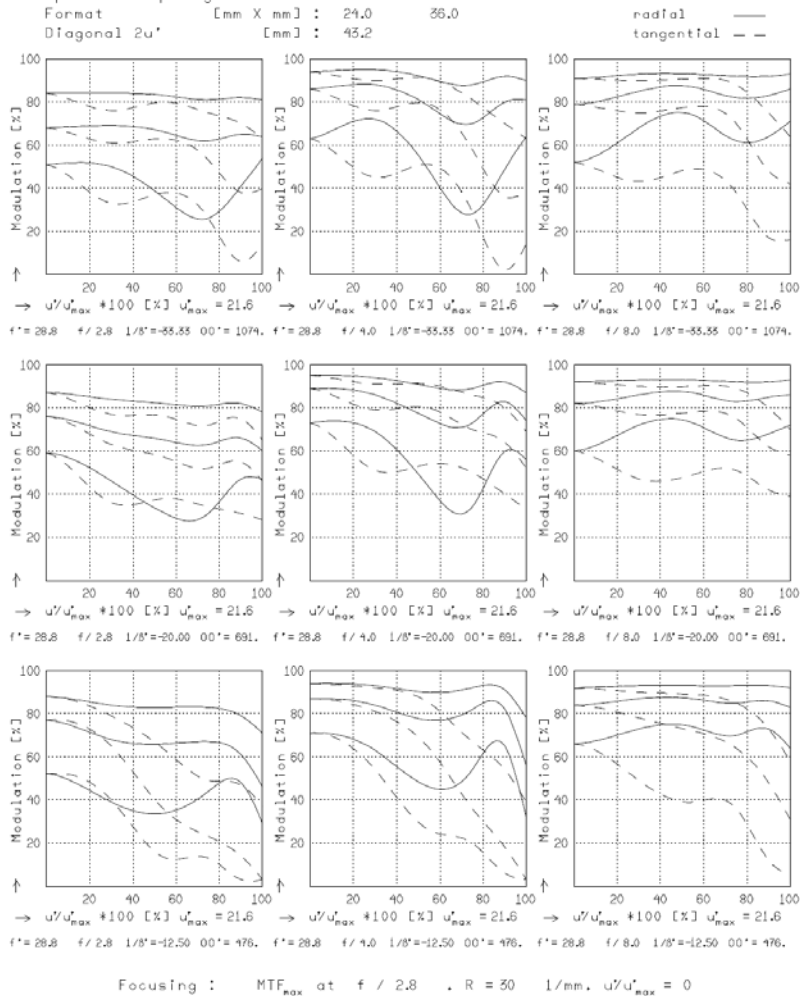
XENON-EMERALD 2.8/28 S

f'	= 28,8 mm	β_p	= 3,645
s_F	= 20,0 mm	s_{EP}	= 27,9 mm
s_F^*	= 22,0 mm	s_{AP}^*	= -82,8 mm
HH^*	= 56,8 mm	Σd	= 112,3 mm

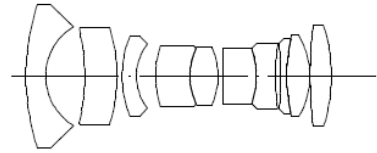
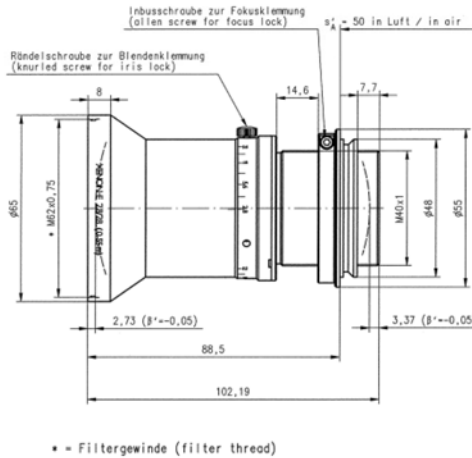
XENON-EMERALD 2.8/28 S

MODULATION with reference to the relative image height

Wavelength λ	[nm]	546	644	588	486	436	420
Spectral weighting	[%]	27,4	16,6	25,8	21,7	8,5	0,0
Spatial frequency R	[1/mm]	10	20	40			
Format	[mm X mm]	24,0	36,0				
Diagonal $2u'$	[mm]	43,2					

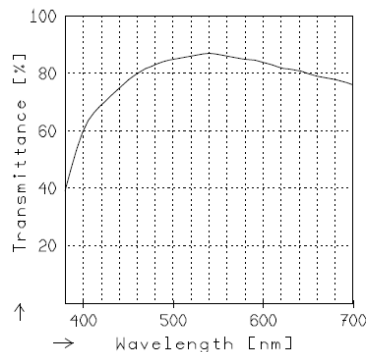
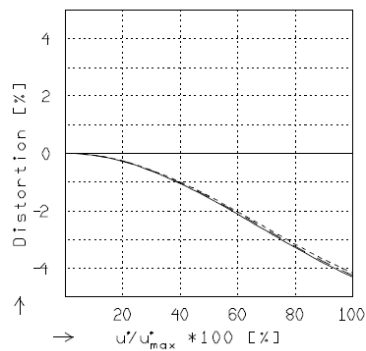
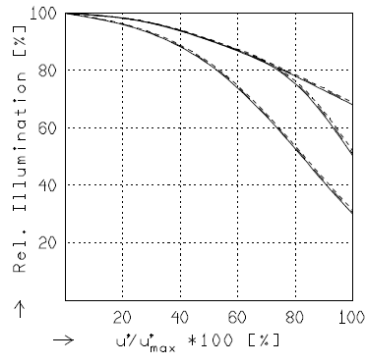


XENON-EMERALD 2.8/28-S



XENON-EMERALD 2.8/28 S

$f' = 28.8 \text{ mm}$	$\beta_p^* = 3.645$
$s_F = 20.0 \text{ mm}$	$s_{EP} = 27.9 \text{ mm}$
$s_F^* = 22.0 \text{ mm}$	$s_{AP}^* = -82.8 \text{ mm}$
$HH^* = 56.8 \text{ mm}$	$\Sigma d = 112.3 \text{ mm}$



RELATIVE ILLUMINATION

The relative illumination is shown for the given focal distances or magnifications.

$f / 2.8$	$f / 4.0$	$f / 8.0$
— $\beta' = -0.0300$	$u_{\max} = 20.7$	$00' = 1074.$
- - $\beta' = -0.0500$	$u_{\max} = 20.7$	$00' = 691.$
---- $\beta' = -0.0800$	$u_{\max} = 20.7$	$00' = 476.$

DISTORTION

Distortion is shown for the given focal distances or magnifications. Positive values indicate pincushion distortion and negative values barrel distortion.

—	$\beta' = -0.0300$	$u_{\max}' = 20.7$	$00' = 1074.$
- -	$\beta' = -0.0500$	$u_{\max}' = 20.7$	$00' = 691.$
----	$\beta' = -0.0800$	$u_{\max}' = 20.7$	$00' = 476.$

TRANSMITTANCE

Relative spectral transmittance is shown with reference to wavelength.